



What's new in Arthroscopy and Sports Medicine?









New Variants of SILCUT®1 Punches for large and small joints





The SILCUT®1 series offers the following benefits:

- Utmost precision due to sharp cutting and minimized tolerances in conjunction with an optimal combination of cutting force and cutting sensation
- Extremely flat jaw construction enables work even in very tight joint areas
- Jaw shapes and instrument sheaths adapted to the anatomy provide atraumatic access to difficult-to-reach areas
- Jaws curved to right/left allow the best possible access to difficult-to-reach areas as well as optimal resection of soft tissue under visual control
- Integrated CLEANFIT® system for optimal cleaning
- Controlled, regulated and fatigue-free work thanks to optimized functional and ergonomic design

Working length 12 cm

- | | | |
|---|-----------|---|
|  | 28571 S | SILCUT®1 Square Punch , through-cutting, with circumferential teeth, rhombic jaws, sheath diameter 3.5 mm, straight, handle with cleaning connector, working length 12 cm |
|  | 28571 SU | SILCUT®1 Square Punch , through-cutting, with circumferential teeth, rhombic jaws, 15° upwards, sheath diameter 3.5 mm, straight, handle with cleaning connector, working length 12 cm |
|  | 28571 CL | SILCUT®1 Side Punch , through-cutting, with circumferential teeth, angled jaws, curved to left 45°, sheath diameter 3.5 mm, straight, handle with cleaning connector, working length 12 cm |
|  | 28571 CLU | SILCUT®1 Side Punch , through-cutting, with circumferential teeth, angled jaws, 15° upwards, left 45°, sheath diameter 3.5 mm, straight, handle with cleaning connector, working length 12 cm |
|  | 28571 CR | SILCUT®1 Side Punch , through-cutting, with circumferential teeth, angled jaws, curved to right 45°, sheath diameter 3.5 mm, straight, handle with cleaning connector, working length 12 cm |
|  | 28571 CRU | SILCUT®1 Side Punch , through-cutting, with circumferential teeth, angled jaws, 15° upwards, right 45°, sheath diameter 3.5 mm, straight, handle with cleaning connector, working length 12 cm |
|  | 28571 BBL | SILCUT®1 Upbiter , through-cutting, cutting width 3.4 mm, jaws curved, 15° upwards, sheath diameter 3.5 mm, curved 15° to left and 10° curved upwards, handle with cleaning connector, working length 12 cm |
|  | 28571 BBR | SILCUT®1 Upbiter , through-cutting, cutting width 3.4 mm, jaws curved, 15° upwards, sheath diameter 3.5 mm, curved 15° to right and 10° curved upwards, handle with cleaning connector, working length 12 cm |

Working length 8.5 cm

- | | | |
|--|-----------|--|
|  | 28572 ADL | SILCUT®1 Punch , through-cutting, cutting width 2 mm, jaws curved to left, sheath diameter 2.5 mm, straight, handle with cleaning connector, working length 8.5 cm |
|  | 28572 ADR | SILCUT®1 Punch , through-cutting, cutting width 2 mm, jaws curved to right, sheath diameter 2.5 mm, straight, handle with cleaning connector, working length 8.5 cm |

It is recommended to check the suitability of the product for the intended procedure prior to use.

*For further information about the mentioned products, please contact
KARL STORZ GmbH & Co. KG, Mittelstraße 8, 78532 Tuttlingen/Germany
Phone: +49 (0)7461 708-0, Fax: +49 (0)7461 708-105, E-Mail: info@karlstorz.com
www.karlstorz.com*